






















SHIRE OF JERRAMUNGUP

Depot Auction Listing






ITEM NO.	PHOTO	DESCRIPTION	DETAILS
001		9000 ltr fiberglass water tank and frame set up for road works.	Honda 4 stroke GX200 motor with davey pump (tank has a leak)
001		7000 ltr fiberglass water tank and frame set up for road works.	Honda 4 stroke GX200 motor with davey pump (tank has a leak)
003		2200 ltr Diesel trailer	2200 ltr steel tank on portable trailer, electric pump (unregistered)
004		1.5m High tank stand	

<p>005</p>		<p>5m x 5m loading ramp</p>	
<p>006</p>		<p>110 x 220 x 60mm thick pavers (red)</p>	<p>18 x Packs</p>
<p>007</p>		<p>110 x 220 x 60mm thick pavers (grey)</p>	<p>5x Packs</p>
<p>008</p>		<p>110 x 220 x 80mm thick pavers (red)</p>	<p>2 x Packs</p>
<p>009</p>		<p>110 x 220 x 80mm thick pavers (grey)</p>	<p>22 x Packs</p>

010		Garden Mulcher	(not working)
011		Echo Pole Saw	(not working)
012		2 x 700kg SWL Hydraulic Cranes	Hydraulic over electric crane with motor and pump
013		8 x 2.4m Long acrow props	
014		4 x Steel formwork shutters for concrete headwalls	

015		30 of 300 x 1200 steel formwork shutters	Ply inserts need replacing
016		40 of 600 x 1200 steel formwork shutters	Ply inserts need replacing
017		Electric BBQ	Existing BBQ from Roe park
018		Corrugated roof iron sheets	10m lengths – existing roof on sports club
019		6 x Hercules 11R22.5	15% Tread

020		6 x Lever action dogs	
021		20 x Road works flashing lights	
022		3 ton chain block and tackle	
023		3 of 1.5 x 1.0m Do not overtake unless safe signs	
024		Cigweld Transarc 400 welder	Includes various size welding rods

025		Cigweld Transmig 275 welder	
026		Brush 6 kVA Generator	Lister lighting plant.
027		2 x Volcan Gas hot water service	
28		2 x Gas ovens	
29		LEDACRAFT CM-2600/300 FULL COMBINATION	SURFACE PLANER, THICKNESSING PLANER, CIRCULAR SAW WITH SCRIBER, SPINDLE MOULDER, SLOT MORTISER AND ALUMINIUM SLIDING TABLE WITH 2.6 METRE CUTTING STROKE.

